





Role-Play Protocol Anchor Chart

Note to Teachers: Copy on chart paper to display in classroom.

	<p>1. Listen carefully as a certain part of the text is read again.</p>
	<p>With your group or partner, brainstorm actions that match the text.</p>
	<p>When the reader says “Action!” begin acting out the text being read aloud. Be responsible with your body.</p>
	<p>When you hear the word “Cut!” stop acting, turn your voice off, and be ready to listen for next steps.</p>