


In “The Land of Nod”, how does the illustration help describe the contrast between the real world and the land of Nod?

In this lesson you will learn how to identify where an illustration reflects specific descriptions in the text by examining the text and determining how it connects with the illustration.

# Let's Review



All alone beside the streams  
And up the mountain-sides of dreams.

The strangest things are these for me,  
Both things to eat and things to see,  
And many frightening sights abroad  
Till morning in the land of Nod.

Try as I like to find the way,  
I never can get back by day,  
Nor can remember plain and clear  
The curious music that I hear.

Illustration by Myrtle Sheldon  
Courtesy of Gutenberg.org




Treasure Island, by Robert Louis  
Stevenson

## Core Lesson

- 1 Determine the words/phrases that might fit with the picture and reread those words and phrases.
- 2 Ask: “What is the author trying to say in these words?”
- 3 Examine the illustration. Ask: “What is the connection between the text’s descriptions and the illustration?”

## Core Lesson

How does the illustration help describe the contrast between the real world and the land of Nod?



The strangest things are these for me,  
Both things to eat and things to see,  
And many frightening sights abroad  
Till morning in the land of Nod.


Try as I like to find the way,  
I never can get back by day,  
Nor can remember plain and clear  
The curious music that I hear.

Illustration by Myrtle Sheldon  
Courtesy of Gutenberg.org

From breakfast on through all the day  
At home among my friends I stay,  
But every night I go abroad  
Afar into the land of Nod.

All by myself I have to go,  
With none to tell me what to do--  
All alone beside the streams  
And up the mountain-sides of dreams.

# Core Lesson



The **strangest things** are these for me,  
Both things to eat and things to see,  
And many **frightening sights** abroad  
**Till morning in the land of Nod.**

Try as I like to find the way,  
**I never can get back by day,**  
Nor can remember plain and clear  
The curious music that I hear.

# Core Lesson

What is the author trying to say in these words?

From breakfast on  
At home among my  
But every night I go  
Afar into the land of

All by myself I have  
With none to tell me  
All alone beside the  
And up the mountain-sides of dreams.

- Land of Nod – sleeping, dreaming.
- Only can get there by yourself by night – through dreams.
- Can't get there by day.
- Real World – day

ings are these for me,  
and things to see,  
ning sights abroad  
e land of Nod.

d the way,  
ck by day,  
r plain and clear  
The curious music that I hear.

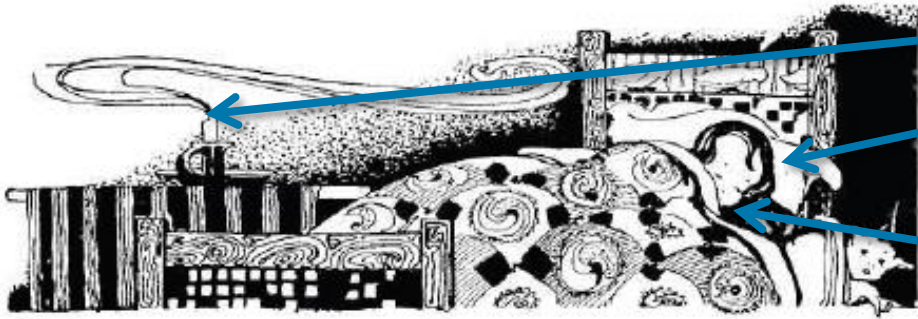
“Does my evidence support this conclusion?”

# Core Lesson

“What is the connection between the text’s descriptions and the illustration?”

From breakfast on through all the day  
At home among my friends I stay,  
But every night I go abroad  
Afar into the land of Nod.

All by myself I have to go,  
With none to tell me what to do--  
All alone beside the streams  
And up the mountain-sides of dreams.




## Core Lesson

How does the text help describe the contrast between the real world and the land of Nod?  
“What is the connection between the text’s descriptions and the illustration?”

The **strangest things** are these for me

- To show that Nod is a land of dreams.
- To show that you can’t go to Nod if you’re not asleep.
- The Real World appears when you wake up.



## Core Lesson

- 1 Determine the words/phrases that might fit with the picture and reread those words and phrases.
- 2 Ask: “What is the author trying to say in these words?”
- 3 Examine the illustration. Ask: “What is the connection between the text’s descriptions and the illustration?”

In this lesson you have learned how to identify where an illustration reflects specific descriptions in the text by examining the text and determining how it connects with the illustration.