



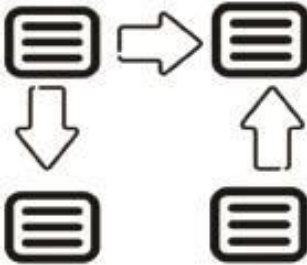


Interactive Word Wall Protocol Anchor Chart

1. Face your group members and label yourselves A, B, and C. Put the word cards and arrow cards in the middle.	
2. Partner A chooses one word to connect with another word using an arrow card.*	
3. Partner A explains the connection by answering the question: Why do the words belong together?	
4. Repeat steps 2–3 for partner B and partner C.	
5. Repeat steps 2–4 until all words are connected.	

*It is okay to connect words more than once.