





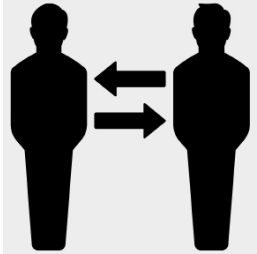


Peer Critique Protocol Anchor Chart

Example, for Teacher Reference

Peer Critique Protocol Anchor Chart

| | |
|---|---|
| <p>Face your partner and label yourselves A and B.</p> |  |
| <p>Partner A reads aloud his or her writing.</p> |  |
| <p>Partner B listens carefully as partner A reads.</p> |  |
| <p>Partner B offers feedback to partner A on his or her work. Partner B consults the criteria for quality when thinking about feedback.</p> |  |

| | |
|--|--|
| <p>Partner B first points out something partner A did well using the sentence frame: “You did a good job of _____.”</p> |  |
| <p>Partner B points out something that partner A could add to or change about his or her writing, using the sentence frame “I think you should work to _____ because _____.”</p> |  |
| <p>Partner A and partner B switch roles and repeat these steps.</p> |  |